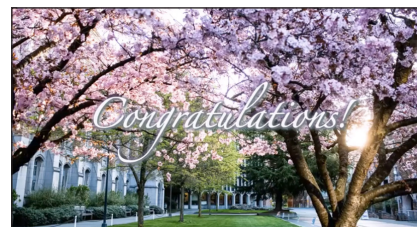




Rohrmann Endowment for UW Radiology Resident Educational Excellence

Congratulations, Radiology Resident Grads!

The UW Radiology DR/IR and Nuclear Medicine Residency Classes of 2021 held their graduation celebrations virtually this year – and this group of creative and resilient graduates rose as shining stars. We congratulate and applaud each of them for their accomplishments!



UW Radiology Residency Graduates – 2021

Mahogany Ambrose, MD: Breast Imaging Clinical Fellow; Breast Imaging Division in the Department of Diagnostic Imaging at Moffitt Cancer Center, Tampa, Florida

Patricia Ojeda, MD: Musculoskeletal Imaging Fellowship, Clinical Instructor/Fellow, Department of Radiology and Medical Imaging, University of Virginia School of Medicine



Graduates continuing at UW for Fellowships!

Segen Aklilu, MD: Breast Imaging
 Larry Cai, MD: Abdominal Imaging
 Michael Flowers, MD: Emergency Radiology
 Marissa Lawson, MD: Breast Imaging
 Mariam Shehata, MD: Breast Imaging
 Adam Skibinski, MD, PhD: Neuroradiology
 Zi Jun (John) Wu, MD: Molecular and Oncological Imaging
 Jennifer Xiao, MD: Breast Imaging

These graduates are continuing on to the final year of their *Integrated Interventional Radiology Residency*:

Ethan Hua, MD, MS; Arthie Jeyakumar, MD; and Maria Quezada, MD, MA

IN THIS ISSUE:


- ❖ UW Radiology Resident graduation
- ❖ Awards and Recognition
- ❖ Research & Education Day 2021
- ❖ Nuclear Medicine Residents Graduation
- ❖ 4th Annual Lunch & Learn Event
- ❖ Endowment Support of Resident Education and Research



Congratulations to our graduates:

Segen Aklilu, MD
 Mahogany Jervon Ambrose, MD
 Larry M Cai, MD
 Michael Gennaro Flowers, MD
 Ethan Hua, MD, MS
 Arthie Jeyakumar, MD
 Marissa Brooke Lawson, MD
 Patricia Inés Ojeda, MD
 Maria De Jesus Quezada, MD, MA
 Mariam N. Shehata, MD
 Adam Paul Skibinski, MD, PhD
 Zi Jun "John" Wu, MD
 Jennifer M Xiao, MD

Residency Awards 2021



Please join us in congratulating the recipients of these outstanding awards, which were announced at the Virtual Graduation Ceremony for the UW DR/IR Radiology Residency Class of 2021!

Bill H. Warren Best Resident of the Year in Body Imaging
Arezu Monawer, MD

Outstanding Resident in Cardiothoracic Radiology
Elliot Breshears, MD
Diana Christensen, MD
Alex Diaz, MD

Outstanding Day Resident in Emergency Radiology
Chase Anderson, MD

Outstanding Night Resident in Emergency Radiology
Mahogany Ambrose, MD

Outstanding Performance in Musculoskeletal Radiology
Alex Diaz, MD

Ken Maravilla Resident Award for Excellence in Neuroradiology
Adam Skibinski, MD

Outstanding Resident in Nuclear Medicine
Shamus Moran, MD

Award for Excellence in Nuclear Medicine
Zi Jun (John) Wu, MD

Pediatric Radiology Junior Resident of the Year
Joshua Kling, MD
Arezu Monawer, MD

Julie Takasugi VA Outstanding Resident Award
Jennifer Knight, MD

Fred A. Mann Harborview Radiology Research Award
Michael Flowers, MD

RSNA Roentgen Resident/Fellow Research Award
Jennifer Xiao, MD

Faculty Educator of the Year for Medical Students
Jeffrey Robinson, MD

Excellence in Medical Student Innovation
Claire Sandstrom, MD

Resident Educator of the Year for Medical Students
Patty Ojeda, MD

Angelisa M. Paladin Mentor of the Year
Majid Chalian, MD
Jeffrey Chick, MD

Scott J. Schulte Faculty Educator of the Year
Matt Cham, MD

Fellow Teacher of the Year
Giuseppe Toia, MD

Best Colleague Award
Patty Ojeda, MD

We also honor these awardees from the Nuclear Medicine Residency program:

Asa Seeds Award
Maham Jehangir, MD

Basic Science Teacher of the Year
Robert Miyaoka, PhD

Clinical Teacher of the Year
Sanaz Behnia, MD

Marissa Lawson, MD First-place award winner at AUR

Marissa's abstract presentation as an oral paper at the Association of University Radiologists (AUR) 69th Annual Meeting was awarded the *1st Place AUR Trainee Prize*.


Rohrmann Endowment funds supported Marissa's participation in this annual meeting.



You can support Radiology Resident Excellence!
Mail your donation [note Rohrmann Endowment on your check]:
UW Advancement, Gift Services, Box 359505, Seattle WA 98195-9505
Call: 206.543.5686 / 866.633.2586
Online: Acceleratemed.org/Rohrmann

IR Residency Awards!

Andrew Woerner, M.D., M.S.
R4 Resident
(Interventional Radiology)



We congratulate our two graduating IR Residents:

Aaron Daub, MD, PhD (IR Integrated) who will be doing 100% IR practice at Sutter Memorial Hospital in Modesto, CA (affiliated with The Gould Medical Foundation). Dr. Daub was awarded the 2021 Christopher R. Ingraham Leadership Award.



Frederic Bertino, MD (IR Independent) who is returning to Emory to complete a Pediatric IR Fellowship. He was awarded the 2021 Shick Prize for Mentorship Excellence.

We would also like to congratulate PGY4, Andrew Woerner MD, MS, who was awarded the Yang-Monsky Award for Scholarly Achievement.


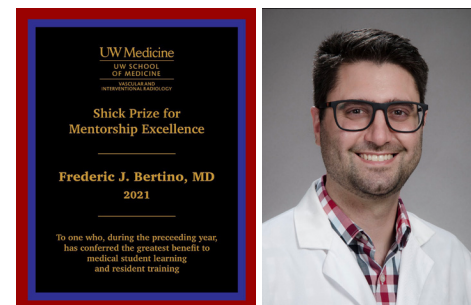


Congratulations to 2021 Interventional Radiology Awardees!

Aaron Daub, M.D., Ph.D.
Chief Resident, IR 2020-2021
New: Sutter Memorial Hospital, IR



Fred Bertino, M.D.
Independent IR Resident
Fellowship, Emory Pediatric
Interventional Radiology



We are welcoming our new PGY-2 IR Class, Drs. Anisha Banda, Zhonghao Cui, and Lindsay Eysenbach.

Research and Education Day March 13, 2021

Posters - 2021 UW Radiology Research & Education Day!

UW Radiology Research and Education Day is always an exciting event for the residents, along with their mentors, to present their research.

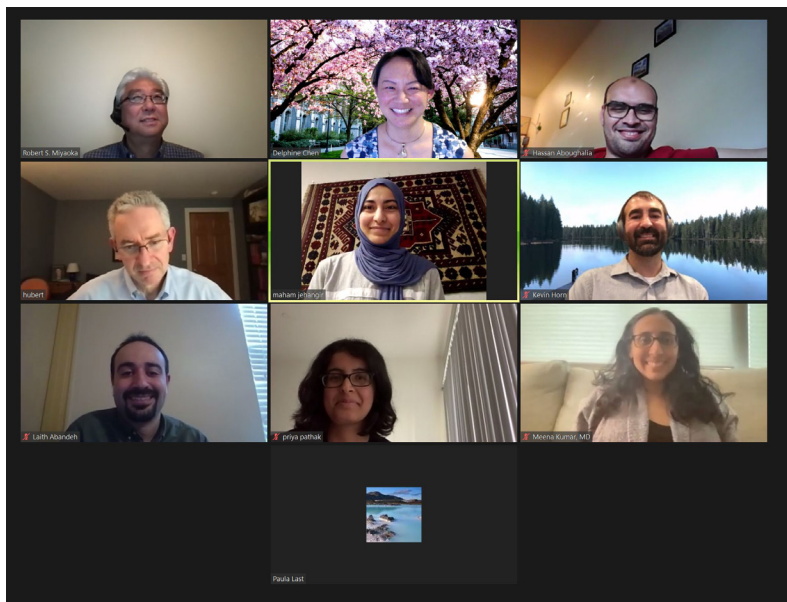
This year's virtual program allowed participants to move between the presentations with live links.

Presenter	Title
Hui Zheng	Image-Guided Interventional Repair of Spontaneous Iliac Vein Rupture
Hoiwan Cheung	Taming the Immune System: Recognizing Radiologic Sequelae of Immune-Related Adverse Events (IRAE)
Shamus Moran	CT Perfusion for Acute Ischemic Stroke: An Institutional Experience of Implementing a Low Cardiac Output Acquisition Protocol
Janis Yee	Longitudinal Assessment of Trends in Utilization of Dual-Energy CT in a Multi-Vendor, Multi-Site Academic Medical Enterprise
Sophia Liu	Astaxanthin Supplementation Enhances Metabolic Adaptation with Aerobic Training in the Elderly
Avanti Gulhane	F18-fluoroestradiol (FES) PET Imaging for Patients with Estrogen Receptor Positive Breast Cancer: An Illustration
Andrew Woerner	Cone-Beam Computed Tomographic Cholangiography and Interventions in Pediatric Liver Transplant Recipients

Nuclear Medicine Residency Graduation 2021

Congratulations to the Nuclear Medicine Residency Graduates and Award Recipients!

Laith Abandeh, MD – PET/CT Fellowship, UW
Noha Aboueldahab, MBBCH – PET/CT Fellowship, UW
Heba Fouad, MD – Emergency Trauma Fellowship, UW
Kevin Horn, PhD, MD – PET/CT Acting Instructor 11/1/2020 – 10/31/2021
Maham Jehangir, MD – Cardiothoracic Imaging Fellowship, UW



Nuclear Medicine Awardees

Asa Seeds Award – Maham Jehangir, MD, Cardiothoracic Imaging Fellow 2021-22
Basic Science Teacher of the Year – Robert Miyaoka, PhD, Research Professor
Clinical Teacher of the Year – Sanaz Behnia, MD, Program Director, Nuclear Medicine Residency Program
Nuclear Medicine Outstanding Resident Award – Shamus Moran, MD
Nuclear Medicine Award for Excellence – Zi Jun (John) Wu, MD



Diagnostic Radiology Class of 2021 – Fun group photos!

Memories that will last a lifetime for these
UW Radiology resident graduates



4th Annual Lunch & Learn Event – May 2021

On May 13, 2021, we had a great virtual gathering, with 30 participants including UW Radiology alumni, faculty, and residents. Updates on the residency were followed by wonderful presentations by radiology residents who have had projects and educational events supported by the **Rohrmann Endowment** this past year.



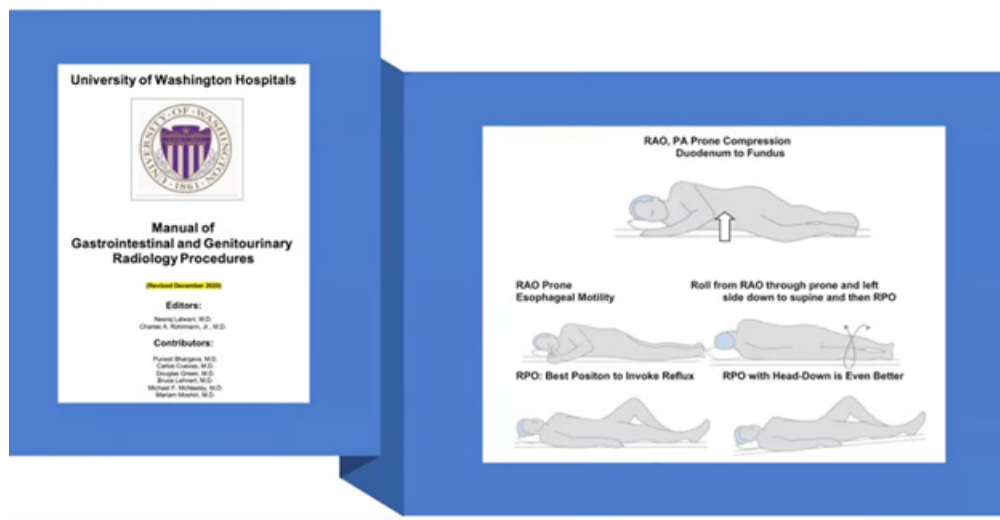
Dr. John Wu, "... My education simply would not have been the same. Ever since my PGY2 year I have taken advantage of this incredible resource and even to this day I am working on a project funded by the **Endowment** where I get to be the PI. Thank you so much - it means the world, really!"

Shamus Moran, MD, shared a presentation on **Rohrmann Endowment** support for resident scholarly activity and education, highlighting the medical illustrations used in the updated UW Radiology Fluoroscopy Manual.

"We owe a debt of gratitude to Dr. Rohrmann and the contributors of the Endowment. As a resident I have personally benefited from it, and when I become an attending it is my intention to pay it forward to the next generation of radiologists. The financial support we receive really does create opportunities for residents that might not otherwise be available." – Shamus Moran, MD

"I just want to echo my appreciation. I had the opportunity to present an educational exhibit at ARRS a couple of weeks ago. The **Rohrmann Endowment** helped pay for my registration there, which is much appreciated. It was a great conference, really geared toward resident education."

– Andrew Woerner, MD, MS



David Lerner, MD, Assistant Professor, Abdominal Imaging, and John "JJ" Weaver, MD, PGY4, demonstrated their Endowment-supported project involving procedure-related phantoms to be used for resident education and training. An entertaining video demonstrated the use of a spinal phantom that uses ballistics gel material and has fluid in a spinal canal to be accessed using fluoroscopy with a needle. Residents train with real anatomic correlation and feel. See the video by clicking the link on the [Endowment website!](#)

"I was able to go to AUR for a leadership development program that was generously funded by the **Rohrmann Endowment**. I am incredibly grateful and humbled by the opportunity that your generosity has presented to me, as well as your generosity of mentorship and education to our program."

– Spencer Lewis, MD

"I am incredibly privileged to be in your company. Looking around at some of the names, it's fairly amazing because I recognize your names from papers and prior reports in our systems. Right now, studying for boards, it is amazing to see a lot of your work cited in our study resources. You are all legends in your fields. I am incredibly privileged to be here and to have benefited from this **Endowment**." – Richa Patel, MD

We really appreciate the Rohrmann fund and everyone who has supported it; for giving us the opportunities that we have had."

– Janis Yee, MD

Meet our Associate Director of UW Medicine Advancement – Andriena Peterson

We are happy to have Andriena (Ande) Peterson, Associate Director of UW Medicine Advancement, joining our team this year. Ande has been working in Advancement for over seven years and has been with UW Medicine for almost three. She currently manages Annual Giving activities for UW Medicine, including direct mail, email, and digital giving. Before coming to UW Medicine, Ande served as Assistant Director of Annual Giving at Seattle University, managing their day-of-giving campaign, employee giving, and student calling program.

Outside her work as a fundraiser, Ande enjoys cooking and fixing up her home in West Seattle. She is looking forward to working with department alumni, donors and faculty to enhance training programs and move forward UW Radiology's departmental priorities.

In the coming months, Ande hopes to speak with each of you and extend a personalized message of thanks. In the meantime, feel free to reach out to Ande Peterson with any questions, comments, or ideas at andepete@uw.edu.



CONGRATULATIONS RSNA R&E Foundation Grant Awardee – Zi Jun (John) Wu, MD, Class of 2021

Zi Jun (John) Wu, MD, was awarded the **Research Resident/Fellow Grant**,
“Fat Quantification with Dual-energy CT: Toward Cross-vendor and Patient Validation.”
Mentor: Achille Mileto / Study Team Members: David Zamora, Kiran Bambha, Daniel Hippe

Rohrmann Endowment funds AUR Radiology Resident Academic Leadership Development Program attendee

I was fortunate to be selected as one of 35 participants in the 2021 AUR Academic Radiology Resident Academic Leadership Development Program, with my conference registration fees generously paid by the **Rohrmann Endowment**. The program and conference were both virtual given COVID restrictions, but provided an immensely valuable opportunity to learn about medical education pedagogy, structure and assessment in radiology programs around the country. We had the opportunity to participate in small group sessions with program directors, research luminaries, and a select group of resident leaders from programs around the country. Our discussions yielded actionable suggestions for program improvement that I brought back to our own residency leadership. I am so grateful for the opportunity to attend these sessions and for the Endowment's generous gift, which made my attendance possible!

– Spencer Lewis, MD, PGY4

Your donations to the [Rohrmann Endowment](#)
make enriching experiences possible for UW Radiology Residents

Funds generated by the Endowment are utilized to provide support for residents' out-of-pocket educational expenses, such as travel to conferences, books, and also provide support for resident education, research, and community service in the Department of Radiology. Thank you for your generosity!

Please send your donation today (Write “Rohrmann Endowment” in the memo line of your check):

UW Gift Services, Box 359505, Seattle, WA 98195-9505

Online: Acceleratedmed.org/Rohrmann

Rohrmann Endowment supports Board Review Courses for UW Radiology Residents

Thanks to the generosity of donors to the **Rohrmann Endowment**, five UW Radiology residents recently received funding support from the Endowment to participate in Board Review courses. The Education Endowment Advisory Committee granted special permission this year supporting PGY4 residents who chose to attend a board review course. Due to travel restrictions this past year, the operating budget was able to support these study aids. The residents who participated share their gratitude:

“In preparation for the Canadian Royal College of Physicians and Surgeons diagnostic radiology certification examination, the Rohrmann Endowment allowed me to attend the University of Ottawa Radiology review course. Although content overlaps with review resources for the CORE, learning from experts from a different institution and nation has solidified concepts and reinvigorated interest and curiosity in topics I thought were already mastered. Radiology is an expansive world, and the **Rohrmann Endowment** has once again allowed me to experience more of it!”

– Zi Jun (John) Wu, MD

“I am so grateful for the generous financial support from the **Rohrmann Endowment** which enabled me to virtually attend the Duke Review Course this April. This board review course allowed me to participate in an intense week of board preparation lectures, interactive Q&A sessions and multiple-choice question sets to aid in board preparation. It was a great experience to have lectures from faculty outside the University of Washington to supplement the excellent education and board preparation that we already have here at UW. Thank you again to the Rohrmann Endowment and to all those who have generously donated.

– Anna Shure, MD

“The NYRS Core Review is a series of pre-recorded lectures accessible starting in early May. The instructors said the lectures would only be available for two weeks, but they remained accessible until the test day in June. The highlight of the lectures was their brevity. Nearly all of the lectures were less than 25 minutes long, and many were less than 15 minutes. This was in contradistinction to AIRP, where the lectures were an hour long. The second highlight of the lectures was their case-based approach and strong alignment with the exam. On the negative side, the course did not provide a detailed review of physics.

I ended up watching about 90% of the lectures over the course of four weeks while walking my dog. These lectures were particularly helpful after I had already completed a number of question banks. The majority of the content was review, but certain topics were presented in a memorable way. Two worthy of mention were neuroradiology and Müllerian duct anomalies. It's difficult to cram neuroradiology. I did all of RadPrimer (which is mostly neuro), watched all of the CrackTheCore neuro lectures, and watched all of the AIRP neuro lectures. Despite these efforts, I still couldn't remember specific tumors/lesions, until I watched the NYRS neuro videos. They were easy to follow, and directly on-point with respect to the exam. The uterus lectures were similarly optimized for the test. Overall, I'd say that NYRS Core Review is good for a last-minute cramming because of its optimized brevity. It's a relatively quick way to check your knowledge for any glaring gaps, though it is by no means comprehensive. I am extremely grateful to the donors of the **Rohrmann Endowment** for supporting my participation in this course”

– Aaron C. Abajian, MD

With the support of the **Rohrmann Endowment**, I was able to virtually attend the New York Roentgen Society's annual board review course in April. The course was extremely informative and helpful in my preparation to take the ABR Core exam in June. Thank you to all the Endowment donors who made this opportunity possible. It is wonderful to have your support and to be able to attend events that help enrich resident education.

– Janis Yee, MD

Congratulations to our PGY5 residents! It is with tremendous delight that we celebrate the hard work of our PGY5 residents. They have all passed their ABR Core exam, and it is a happy day. They have been preparing for this for three solid years, and they could not have done it without the support of UW Radiology faculty. We want to thank every one of you for your teaching, coaching and for your support of their study time. Cheers all around!

– Tess Chapman, Ryan O'Malley, Diana Lam, Christine Rehwald

Rohrmann Endowment
UW Medicine, Department of Radiology
1959 NE Pacific St, Box 357115
Seattle, WA 98195

Betty L. Lanman
blanman@uw.edu

Rohrmann Endowment and Rohrmann Endowed Resident Education Funds Reach \$1 Million Goal!

Thanks to the generosity of UW Radiology faculty, alumni, and friends – all of you! The Charles A. Rohrmann, Jr., M.D., Endowment for Radiology Resident Educational Excellence, combined with the Rohrmann Endowment Education Funds,* has reached and exceeded the goal of \$1,000,000 – and today stands at **\$1,007,123!**

Progression of the Rohrmann Endowment Fund since its inception:

- **2010** – Initiation of the campaign for the **Rohrmann Endowment** by Drs. Mary Kelly and Bill Shuman, with a vision to honor Dr. Charles Rohrmann for his teaching and guidance of the residents – and to create a perpetual fund to support “resident education, research, and community service in the Department of Radiology” – minimum funding requirement was **\$125,000**.
- Resident alumni, faculty, and colleagues raised **\$134,000** over the course of 3 years, officially establishing the Endowment on **March 27, 2013**.
- **April 2014:** 12 UW Radiology Alumni formed the Advisory Committee which serves to this day – by then the fund had grown to **\$240,000!**
- **December 2019:** Dr. William Shuman, one of the original founders of the Endowment, retired (now Emeritus Professor). Donors rallied to bring the fund to **\$845,000**.
- **July 2020:** Dr. Charles Rohrmann (now Emeritus Professor) retired from UW Radiology. Alumni classes challenged one another, faculty contributed, and donors from other UW Medicine departments all honored Dr. Rohrmann, edging the Endowment so close to the goal – now **\$967,600**.
- **May 2021:** Just in time for the 4th Annual Lunch & Learn event – the **Rohrmann Endowment** and Education principal funds reached and exceeded **\$1,000,000!**

Your donations have brought the Endowment past the \$1M goal supporting Educational Excellence! And, your continued support adds to the impact of this program through perpetuity. We extend our sincere gratitude to all for your generous donations to the Endowment.

What's Next?

Your generous gifts **continue to support** impactful residents' activities in 2021. Funding this Endowment continues to **strengthen** the research, educational, and – importantly, the new Diversity, Equity, and Inclusion (DEI) initiatives for training underrepresented minorities and introducing students to the medical field and radiology careers.

The Reality of Your Impact:

Because this is an Endowment with perpetual income (currently returning 4.5%), your gift will keep giving to the Radiology Residency perpetually. *The quality of their education has been and will continue to be directly impacted by these funds* – which are available from no other source. Supporting this Endowment will ensure that our residents will have access to the leading-edge new educational technology, research support, and professional development opportunities that will prepare them for a strong future in Radiology.

**The dollar amount includes funds set up in the Rohrmann Endowment, plus separate Education Funds.*

Donors to the Rohrmann Endowment receive annual reports that only show Endowment Funds. For the purposes of supporting resident education, research, and regional/global health outreach programs, both Endowment and Educational operating funds are utilized.

You can be a part of Radiology Resident Excellence! Donate Online: Acceleratemed.org/Rohrmann